

USER MANUAL
FOR
'Equipment Isolated' Abnormality at
TLC and ELS

CRIS

Contents

'EQUIPMENT ISOLATED' ABNORMALITY IN TERRITORIAL TRACTION LOCO CONTROLLER (TLC) AND ELECTRIC LOCO SHED

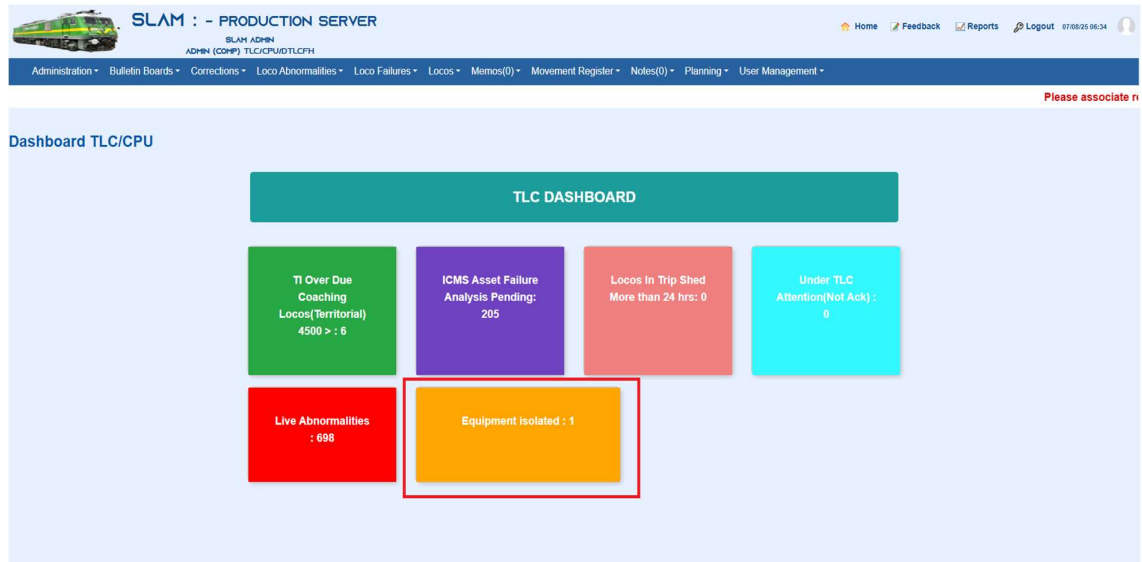
- I. Introduction..... 2
- II. Territorial Traction Loco Controller (TLC).....2
 - 1. Add 'Equipment Isolated Abnormality'2
 - 2. View 'Equipment Isolated Abnormality'3
 - 3. Closing 'Equipment Isolated Abnormality'4
- III. Loco shed5
 - 1. View 'Equipment Isolated Abnormality'5
 - 2. Closing 'Equipment Isolated Abnormality'5

'Equipment Isolated' Abnormality

I. Introduction:

Functionality of adding abnormality on account of isolation of equipment in loco by TLC has been developed on SLAM. This will enable loco sheds and TLCs to view cases of equipment isolation in locos at a glance.

The count of live 'equipment isolated' abnormality will be displayed at TLC Dashboard which will redirect user to 'Managing Abnormalities Register(territorial)' page showing details of 'equipment isolated' abnormality.

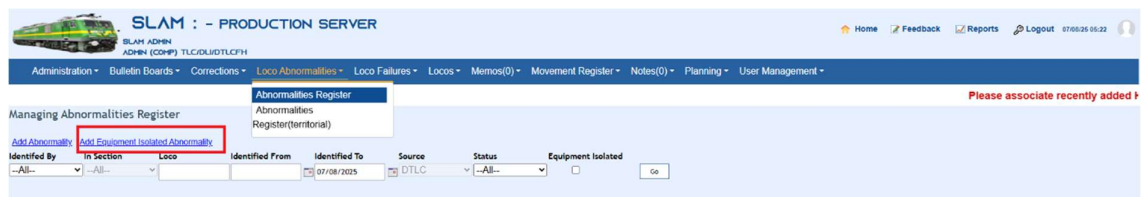


The detailed process flow for managing equipment isolated abnormality in SLAM at TLC and Loco Shed is outlined below:

II. Territorial Traction Loco Controller (TLC)

1. Add 'Equipment Isolated Abnormality'

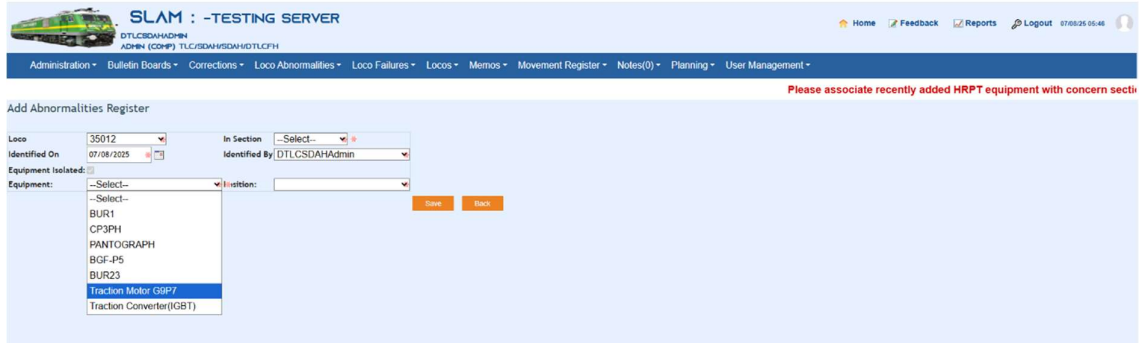
- Click on "Loco Abnormalities" menu and select "Abnormalities Register" navigation menu.
- 'Managing Abnormalities Register' page will display



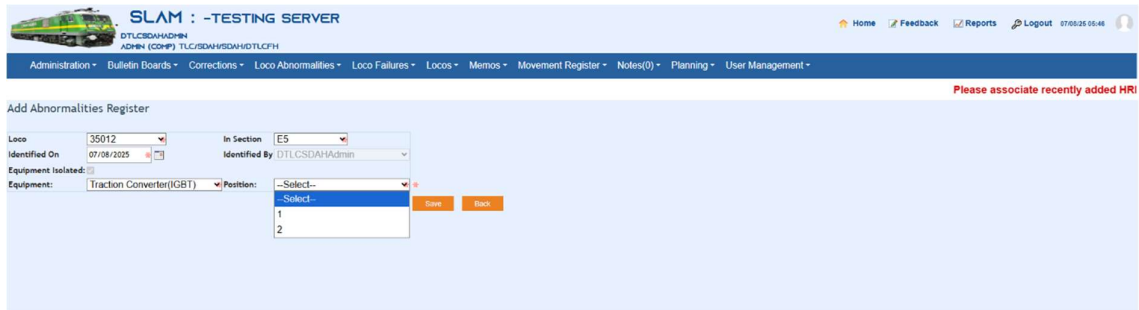
- Click on 'Add Equipment Isolated Abnormality' link
- 'Add Abnormalities Register' page will display.



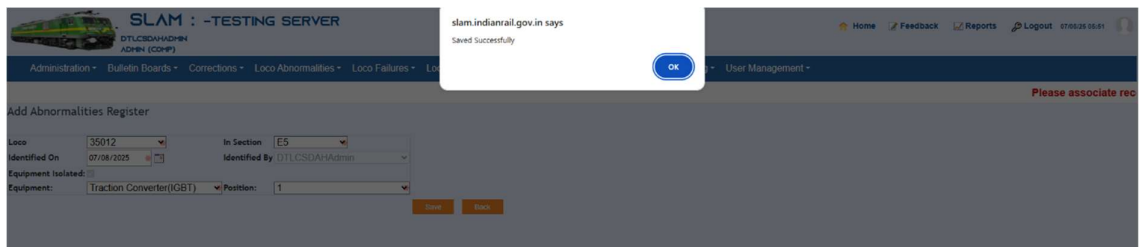
- v. Fill 'Loco number', 'Identified On' and 'Identified By' field.
- vi. Select Equipment from drop down list.



- vii. On selecting Equipment, 'In Section' and 'Position' field will populate.



- viii. Select 'Position' and click on save button.



- ix. 'Saved Successfully message' will display

2. View 'Equipment Isolated Abnormality'

- i. Click on "Loco Abnormalities" menu and select "Abnormalities Register" navigation menu.
- ii. Tick on 'Equipment isolation' check box and click on 'Go' button.

SLAM : -TESTING SERVER

DTLCSDAHADMIN ADMN (CO-OP) TLC/SDAH/SDAHDTLCPH

Administration - Bulletin Boards - Corrections - Loco Abnormalities - Loco Failures - Locos - Memos - Movement Register - Notes(0) - Planning - User Management -

Please associate recently added HRPT equipment with concern section and Locomotives.

Managing Abnormalities Register

Add Abnormality Add Equipment Isolated Abnormality

Identified By In Section Loco Identified From Identified To Source Status Equipment Isolated

--All-- --All-- 07/08/2025 DTLC --All-- Go

- iii. The user can view the records of 'Equipment Isolated Abnormality' by entering the Loco number and other relevant details in the "Managing Abnormalities Register" page.

SLAM : -TESTING SERVER

DTLCSDAHADMIN ADMN (CO-OP) TLC/SDAH/SDAHDTLCPH

Administration - Bulletin Boards - Corrections - Loco Abnormalities - Loco Failures - Locos - Memos - Movement Register - Notes(0) - Planning - User Management -

Please associate recently added HRPT equipment with concern section and Locomotives.

Managing Abnormalities Register

Add Abnormality Add Equipment Isolated Abnormality

Identified By In Section Loco Identified From Identified To Source Status Equipment Isolated

SDAHAdmin --All-- 07/08/2025 DTLC --All-- Go

S.No	Ab.No	Loco	Identified On	Identified By	Section	Abnormality	Attended On	Source	Equipment Isolated/Position	Current Div/Station	Current Div/Station
1	141194	GZBE /35012	07/08/2025	DTLC/SDAH	GZBE /E5	TRACTION C..	--	DTLC	TRACTION CONVERTER(IGBT)/1	PRYJ/GMC	PRYJ/GMC
2	141192	GZBE /35006	01/08/2025	DTLC/SDAH	GZBE /E5	BUR1 /1 Isolated	07/08/2025	DTLC	BUR1/1	SC/HYB	SC/HYB

Showing 2 record(s) Out of 2

- iv. Similarly, the user can view the live 'Equipment Isolated Abnormality' on "Managing Abnormalities Register (territorial)" page.

3. Closing 'Equipment Isolated Abnormality'

- i. Click on "Loco Abnormalities" menu and select "Abnormalities Register (territorial)" navigation menu.
- ii. Tick on 'Equipment isolation' check box and click on 'Go' button.

S.No	Ab.No	Loco	Identified On	Identified By	Section	Abnormality	Attended On	Source	Equipment Isolated/Position	Current Div/Station	Current Div/Station
1	141194	GZBE /35012	07/08/2025	DTLC/SDAH	GZBE /E5	TRACTION C..	--	DTLC	TRACTION CONVERTER(IGBT)/1	PRYJ/GMC	PRYJ/GMC
2	141192	GZBE /35006	01/08/2025	DTLC/SDAH	GZBE /E5	BUR1 /1 Isolated	07/08/2025	DTLC	BUR1/1	SC/HYB	SC/HYB

- iii. Click on 'Ab.No' link

SLAM : -TESTING SERVER

DTLCSDAHADMIN ADMN (CO-OP) TLC/SDAH/SDAHDTLCPH

Administration - Bulletin Boards - Corrections - Loco Abnormalities - Loco Failures - Locos - Memos - Movement Register - Notes(0) - Planning - User Management -

Please associate recently added HRPT equipment with concern section and Locomotives.

Update Abnormalities Register - 141194

Loco: 35012 In Section: GZBE /Admin

Identified On: 07/08/2025 Identified By: DTLCSDAHAdmin

Equipment Isolated:

Equipment: Traction Converter(IGBT) Position: 1

Action Taken: Created by DTLC

Attended:

Save Back

- iv. Enter 'Action Taken' and click on 'Attended' checkbox. Click on save button.

III. Loco shed

1. View 'Equipment Isolated Abnormality'

- i. Click on "Loco Abnormalities" menu and select "Abnormalities Register" navigation menu.

Managing Abnormalities Register

Add Abnormality

Identified By: --All-- In Section: --All-- Loco: [] Identified From: [] Identified To: 07/08/2025 Source: DTLC Status: --All-- Equipment Isolated: Go

S.No	Ab.No	Loco	Identified On	Identified By	Section	Abnormality	Attended On	Source	Equipment Isolated/Position	Current Div/Station	Current Div/Station
1	141194	35012	07/08/2025		E5	TRACTION C...	--	DTLC	TRACTION CONVERTER(IGBT)/1	PRYJ/GMC	PRYJ/GMC
2	141170	30017	04/08/2025		M3	PANTOGRAPH...	--	DTLC	PANTOGRAPH/1	DLI/NZM	DLI/NZM
3	141192	35006	01/08/2025		E5	BUR1 /1 Isolated	07/08/2025	DTLC	BUR1/1	SC/HYB	SC/HYB

Showing 3 Record(s) Out of 3

- ii. Tick on 'Equipment isolation' check box and click on 'Go' button.
- iii. The user can view the records of 'Equipment Isolated Abnormality' by entering the Loco number and other relevant details in the "Managing Abnormalities Register" page.

2. Closing 'Equipment Isolated Abnormality'

- i. Abnormality including equipment isolated can be **closed directly** by clicking on hyperlink (as above) as well as by **adding job cards** to section and there by closing it.
- ii. When loco with unattended 'Equipment Isolated Abnormality' arrives in shed, then such abnormality will reflect under 'Abnormalities Pending(count)' tab in 'Add Jobcards' page.

Add Jobcards

Loco: 30017 Schedule: IC Arrived On: 07/08/25 19:00 Last Major: TOH-15/10/2023 Last Minor: IB-13/02/2025

Jobcard Type: --Select-- Position: Before Schedule Jobcard: New

Eq Required: --Select-- Section: --Select-- Tested By (E): [] Tested By (N/P): []

Jobcard Details: Abnormalities Pending(6) Line Failures(13) Cyclic Checks(2) Memos(0) Testing Observations(0) Schedule Activies(1) Measurement(1) RDSO(0)

No	Abnormality	Section	Eq. Name	Eq. Position	Identified On	Ass
151138	AC not provide	GZBAdmin	--	--	23/09/2024	Ass
174092	OTHERS CAB ISSUES-Cab 1 Not Air Tier., LP Control Stand Button Plat Difficent.	PPIO	--	--	24/01/2025	Ass
131718	ALP SIDE WIPPER NOT WORKING IN CAB-1.	PPIO	--	--	30/07/2024	Ass
174091	OTHERS CAB ISSUES Working Cab 1 Cab Light & Cab Driver Spot Light Not Working. So No Any Light Available In Cab For Safe Working.	PPIO	--	--	24/01/2025	Ass
178989	PANTOGRAPH /1 Isolated	M3	--	--	04/08/2025	Ass
165693	ET Not Reached The Train At Arriving Of Train. Train Arrived At 03:15 And ET Reached 03:45.	PPIO	--	--	29/11/2024	Ass

New Observation Press Ctrl + G to type in Hindi

Source: [] Kind: Minor

Testing Remarks: [] Eq. Position: [] Eq Sr No: []

Main Equipment: [] Add To Job Observations

No Record Found

Save Back

- iii. Click on add button against that abnormality and create job card and send to concerned section.

SLAM : -TESTING SERVER

Home Feedback Reports Logout 07/08/25 07:04

Administration Alerts Bulletin Boards Condition Monitoring Corrections Documents IMMIS Jobcards Kavach Lab Loco Abnormalities Loco Failures Locos Machinery And Plant Measurement Master Memos(3) Movement Register MU Locos Notes(0) Planning POHMTR Preventive Maintenance RDSO Shop Floor Testing Beta User Management Wheel Measurements

Please associate recently added HRPT equipment with concern section and Locomotives.

Add Jobcards

Loco: 30017 Schedule: IC Arrived On: 07/08/25 19:00 Last Major: TOH-15/10/2023 Last Minor: IB-13/02/2025

Jobcard Type: --Select-- Position: Before Schedule Jobcard: New

Eq Required: --Select-- Section: --Select-- Tested By (E):

Tested By (M/P):

Jobcard Details: Abnormalities Pending(5) Line Failures(13) Cyclic Checks(2) Memos(0) Testing Observations(0) Schedule Activities(1) Measurement(1) RDSO(0)

No	Abnormality	Section	Eq Name	Eq Position	Identified On	Asst
151138	AC not provide	GZBAdmin	--	--	23/09/2024	Asst
174092	OTHERS CAB ISSUES-Cab 1 Not Air Tier., LP Control Stand Button Plat Difficult.	PPIO	--	--	24/01/2025	Asst
131718	ALP SIDE WIPPER NOT WORKING IN CAB-1.	PPIO	--	--	30/07/2024	Asst
174091	OTHERS CAB ISSUES-Working Cab 1 Cab Light B Cab Driver Spot Light Not Working. So No Any Light Available In Cab For Safe Working.	PPIO	--	--	24/01/2025	Asst
165693	ET Not Reached The Train At Arriving Of Train. Train Arrived At 03/15 And ET Reached 03/45.	PPIO	--	--	29/11/2024	Asst

New Observation Press Ctrl + G to type in Hindi

Source: Testing Remarks: Minor Kind: Main Equipment: Eq Position: Eq Sr No: Add To Job Observations

Job No	Section	S.No	Observations	Observation Type	Kind	Main Equipment	Eq Position
1	M3	1	PAINTOGRAPH /1 Isolated	Abnormality	Minor	PAINTOGRAPH	1

Save Back

- iv. On closing the job card by section, the abnormality will be attended.
- v. Record of attended 'Equipment Isolated Abnormality' can be viewed on 'Managing Abnormalities Register' page.

SLAM : -TESTING SERVER

Home Feedback Reports Logout 07/08/25 07:13

Administration Alerts Bulletin Boards Condition Monitoring Corrections Documents IMMIS Jobcards Kavach Lab Loco Abnormalities Loco Failures Locos Machinery And Plant Measurement Master Memos(3) Movement Register MU Locos Notes(0) Planning POHMTR Preventive Maintenance RDSO Shop Floor Testing Beta User Management Wheel Measurements

Please associat

Managing Abnormalities Register

Add Abnormality

Identified By: --All-- In Section: --All-- Loco: Identified From: 07/08/2025 Identified To: 07/08/2025 Source: DTLC Status: Attended Equipment Isolated: Go

S.No	Ab.No	Loco	Identified On	Identified By	Section	Abnormality	Attended On	Source	Equipment Isolated/Position	Current Div/Station	Current Div/Station
1	141192	35006	01/08/2025		E5	BUR1 /1 Isolated	07/08/2025	DTLC	BUR1/1	SC/HYB	SC/HYB

Showing 1 Record(s) Out of 1